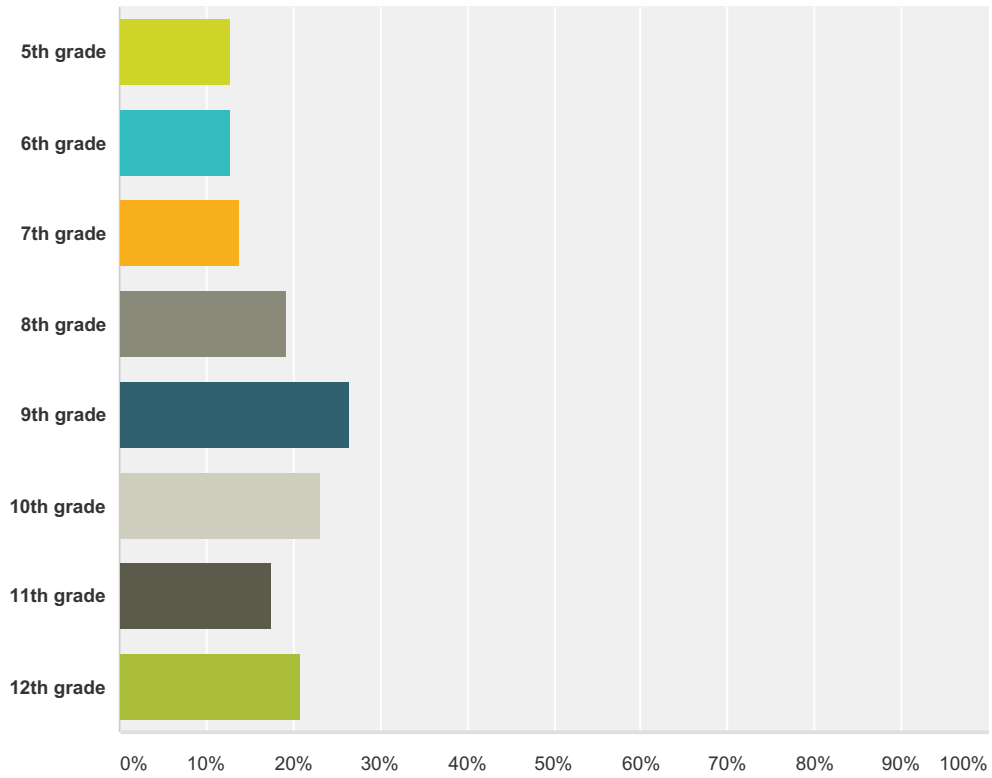


### Q1 What grade(s) is your child in?

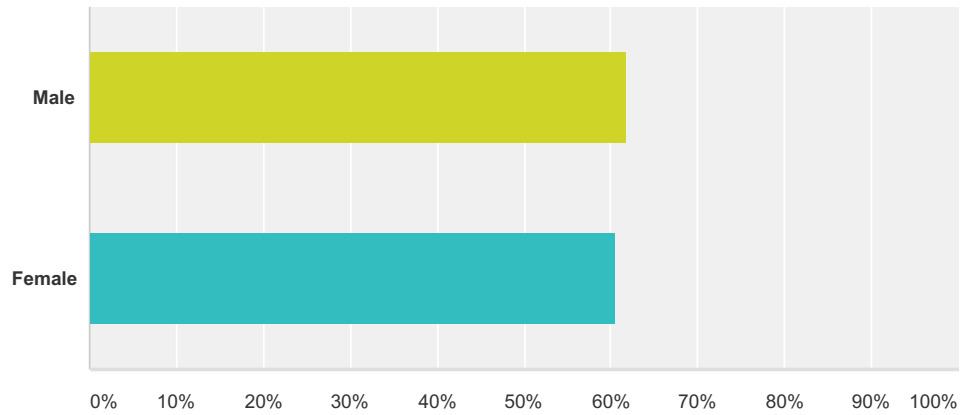
Answered: 234 Skipped: 4



Answer Choices	Responses
5th grade	12.82% 30
6th grade	12.82% 30
7th grade	13.68% 32
8th grade	19.23% 45
9th grade	26.50% 62
10th grade	23.08% 54
11th grade	17.52% 41
12th grade	20.94% 49
<b>Total Respondents: 234</b>	

### Q2 Is your child:

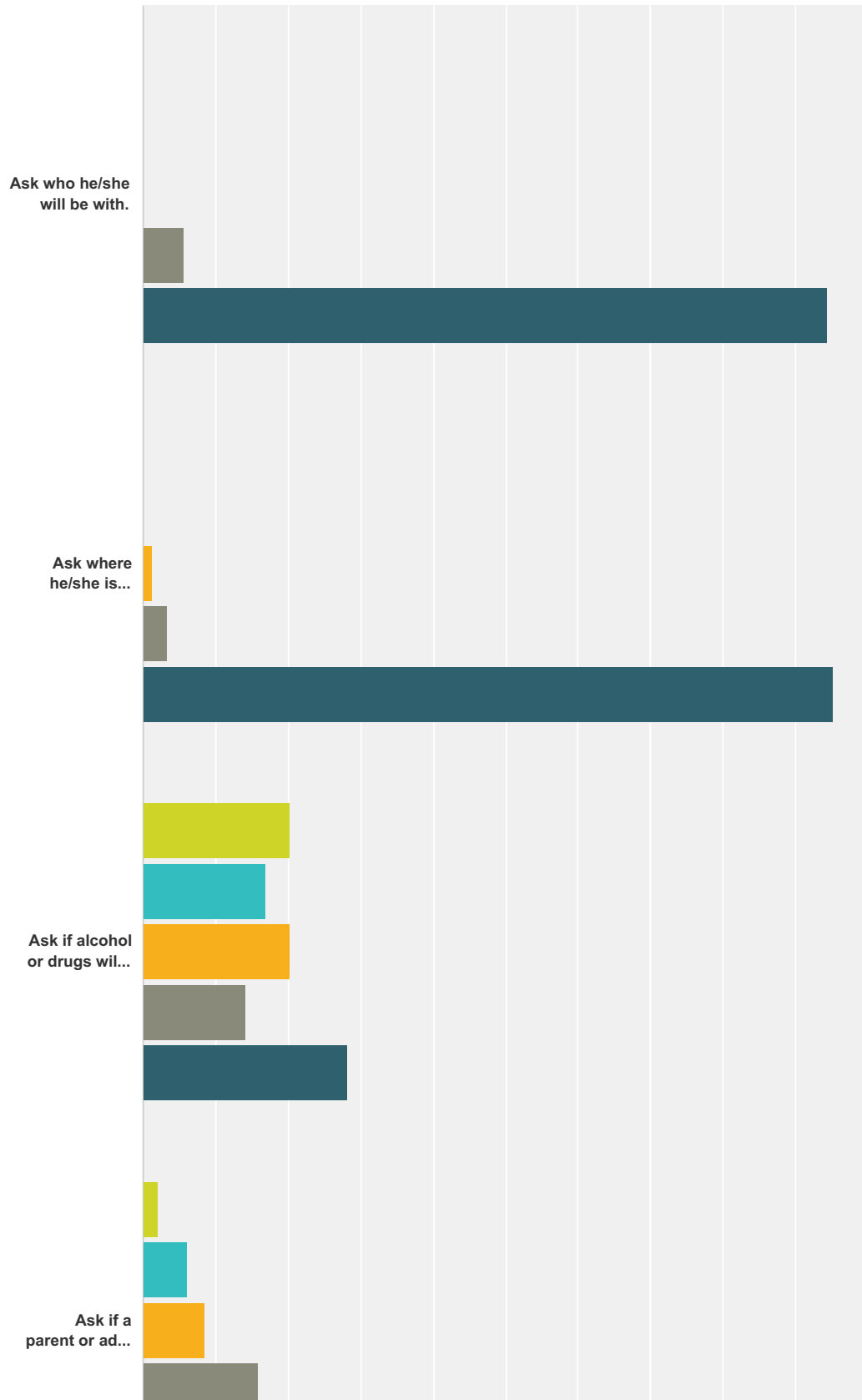
Answered: 236 Skipped: 2

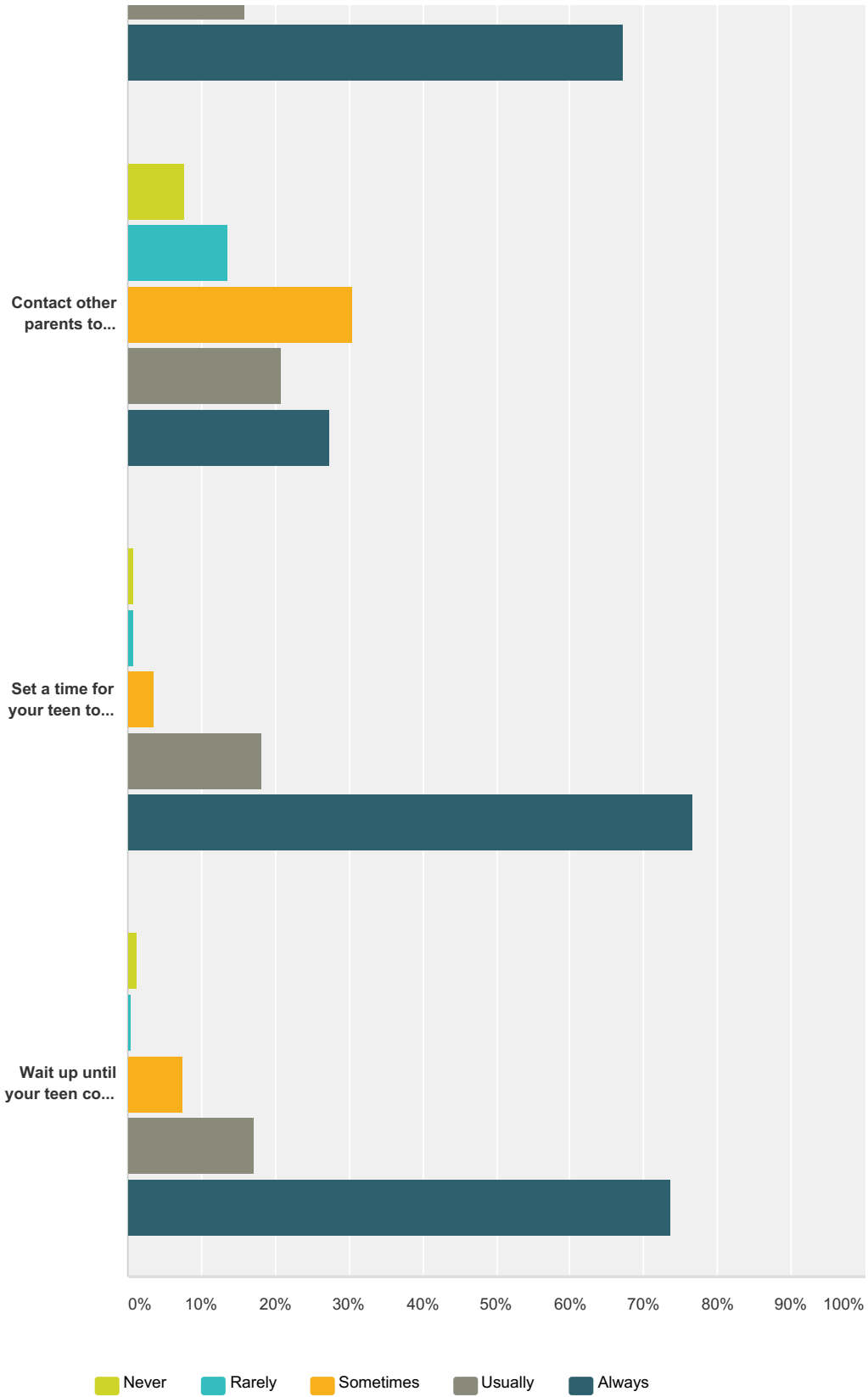


Answer Choices	Responses
Male	61.86% 146
Female	60.59% 143
<b>Total Respondents: 236</b>	

### Q3 When your teen goes out in the evening or on the weekend, how often do you:

Answered: 233 Skipped: 5



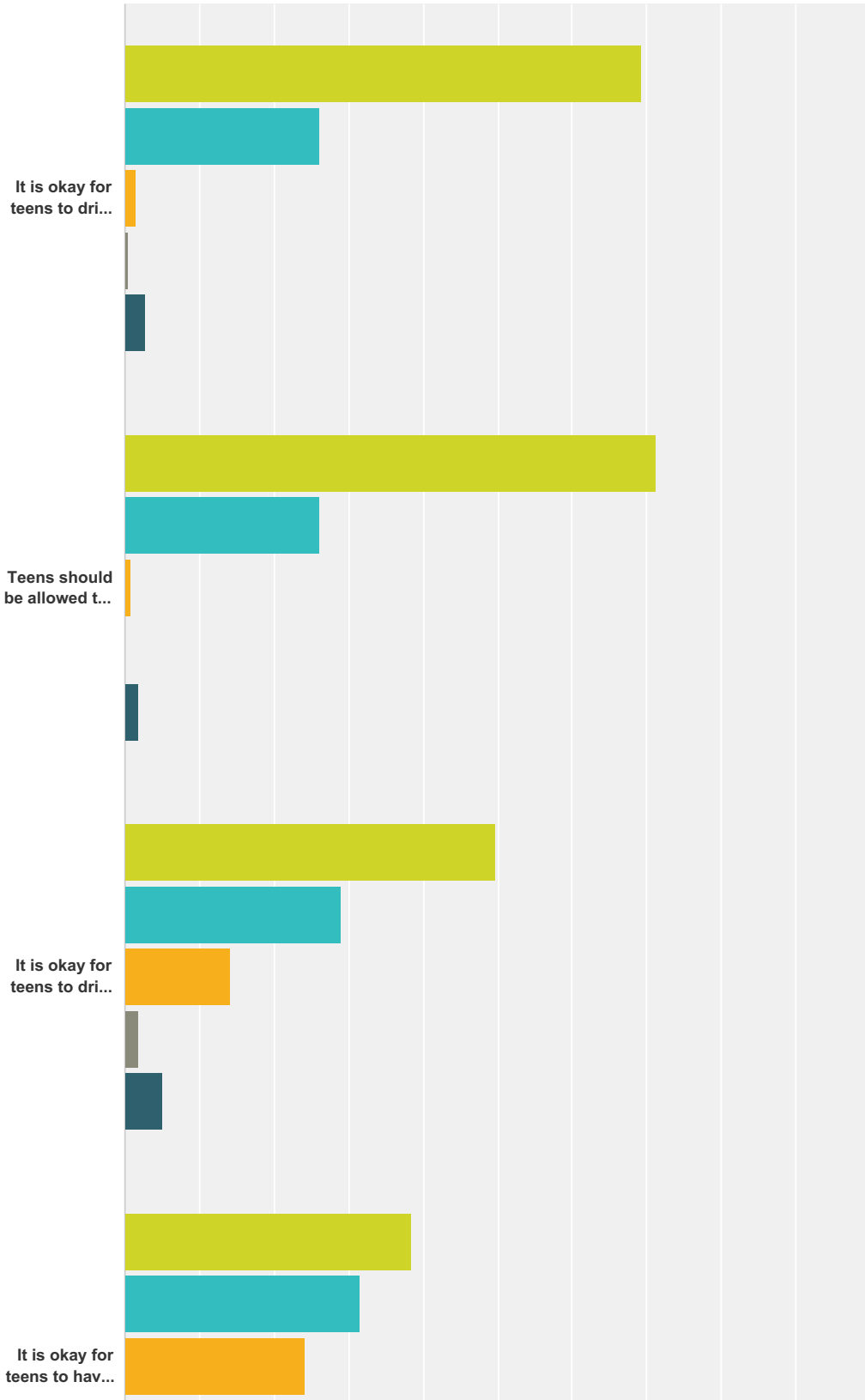


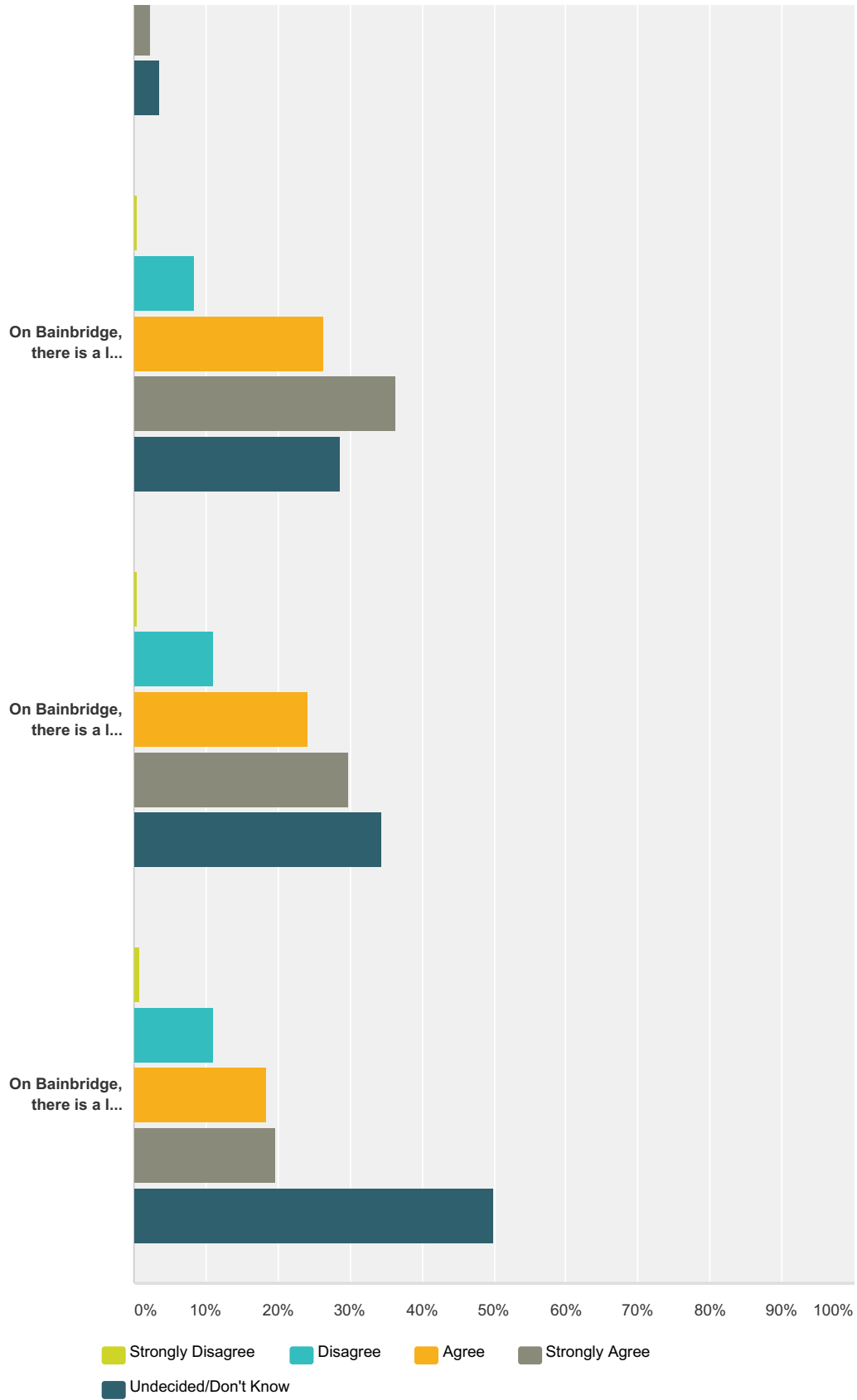
	Never	Rarely	Sometimes	Usually	Always	Total
Ask who he/she will be with.	0.00% 0	0.00% 0	0.00% 0	5.58% 13	94.42% 220	233

Ask where he/she is going.	<b>0.00%</b> 0	<b>0.00%</b> 0	<b>1.29%</b> 3	<b>3.43%</b> 8	<b>95.28%</b> 222	233
Ask if alcohol or drugs will be present where he/she is going.	<b>20.35%</b> 47	<b>16.88%</b> 39	<b>20.35%</b> 47	<b>14.29%</b> 33	<b>28.14%</b> 65	231
Ask if a parent or adult will be present to supervise if going to another teen's house/	<b>2.16%</b> 5	<b>6.03%</b> 14	<b>8.62%</b> 20	<b>15.95%</b> 37	<b>67.24%</b> 156	232
Contact other parents to confirm what your teen has told you.	<b>7.83%</b> 18	<b>13.48%</b> 31	<b>30.43%</b> 70	<b>20.87%</b> 48	<b>27.39%</b> 63	230
Set a time for your teen to be home.	<b>0.87%</b> 2	<b>0.87%</b> 2	<b>3.48%</b> 8	<b>18.26%</b> 42	<b>76.52%</b> 176	230
Wait up until your teen comes home.	<b>1.32%</b> 3	<b>0.44%</b> 1	<b>7.46%</b> 17	<b>17.11%</b> 39	<b>73.68%</b> 168	228

### Q4 Please tell us whether you agree or disagree with the following statements. You may also mark Undecided/Don't Know.

Answered: 219 Skipped: 19





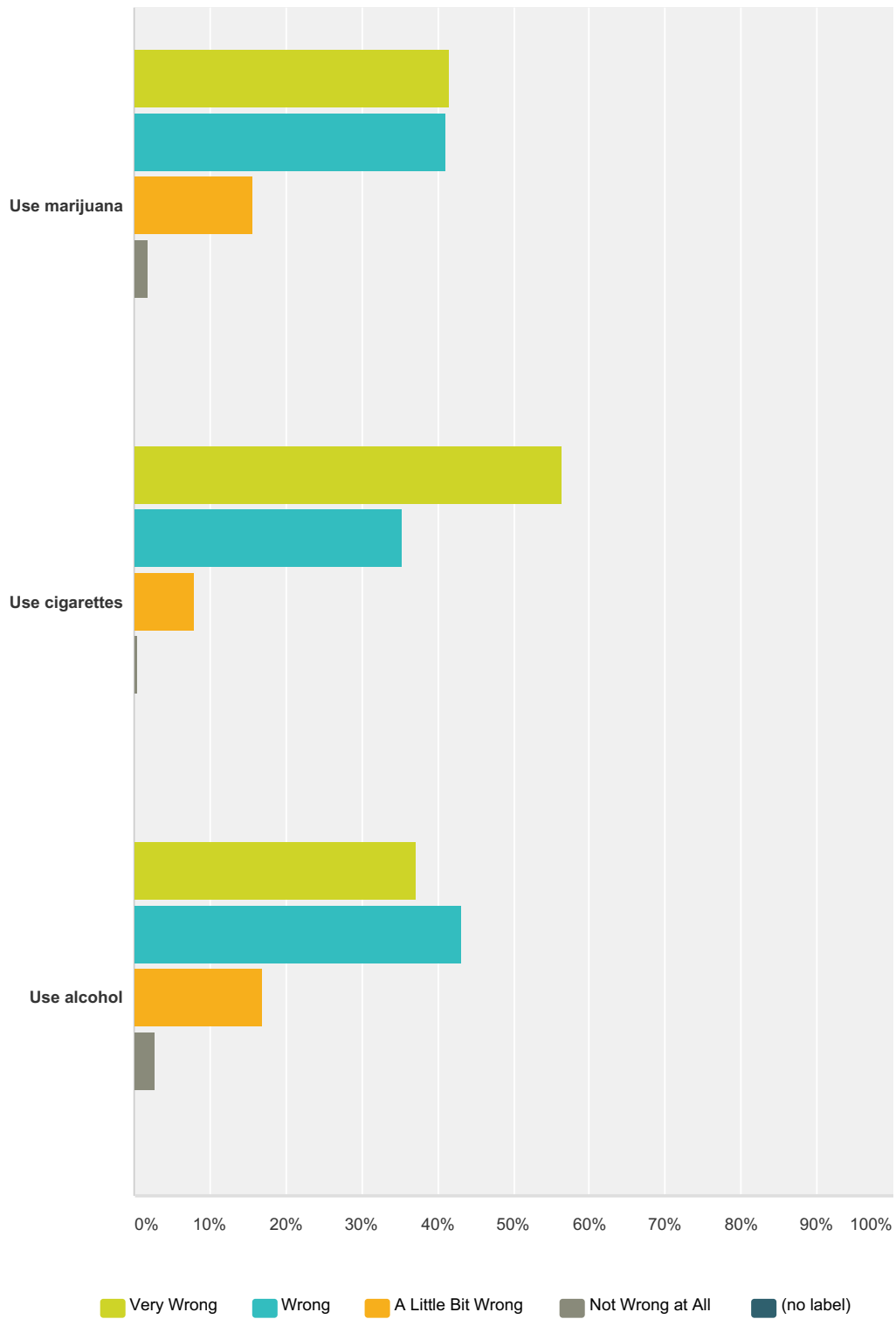
	Strongly Disagree	Disagree	Agree	Strongly Agree	Undecided/Don't Know	Total
--	-------------------	----------	-------	----------------	----------------------	-------

It is okay for teens to drink alcohol at parties if they don't get drunk.	<b>69.41%</b> 152	<b>26.03%</b> 57	<b>1.37%</b> 3	<b>0.46%</b> 1	<b>2.74%</b> 6	219
Teens should be allowed to drink as long as they don't drive afterwards.	<b>71.23%</b> 156	<b>26.03%</b> 57	<b>0.91%</b> 2	<b>0.00%</b> 0	<b>1.83%</b> 4	219
It is okay for teens to drink alcohol at home with parent permission.	<b>49.77%</b> 108	<b>29.03%</b> 63	<b>14.29%</b> 31	<b>1.84%</b> 4	<b>5.07%</b> 11	217
It is okay for teens to have a drink or two on special times like birthdays, holidays, or family celebrations.	<b>38.36%</b> 84	<b>31.51%</b> 69	<b>24.20%</b> 53	<b>2.28%</b> 5	<b>3.65%</b> 8	219
On Bainbridge, there is a lot of social pressure on teens to use alcohol.	<b>0.46%</b> 1	<b>8.29%</b> 18	<b>26.27%</b> 57	<b>36.41%</b> 79	<b>28.57%</b> 62	217
On Bainbridge, there is a lot of social pressure on teens to use marijuana.	<b>0.46%</b> 1	<b>11.01%</b> 24	<b>24.31%</b> 53	<b>29.82%</b> 65	<b>34.40%</b> 75	218
On Bainbridge, there is a lot of social pressure on teens to misuse prescription drugs.	<b>0.92%</b> 2	<b>11.01%</b> 24	<b>18.35%</b> 40	<b>19.72%</b> 43	<b>50.00%</b> 109	218



### Q5 How wrong would most adults in your neighborhood think it was for kids to:

Answered: 213 Skipped: 25

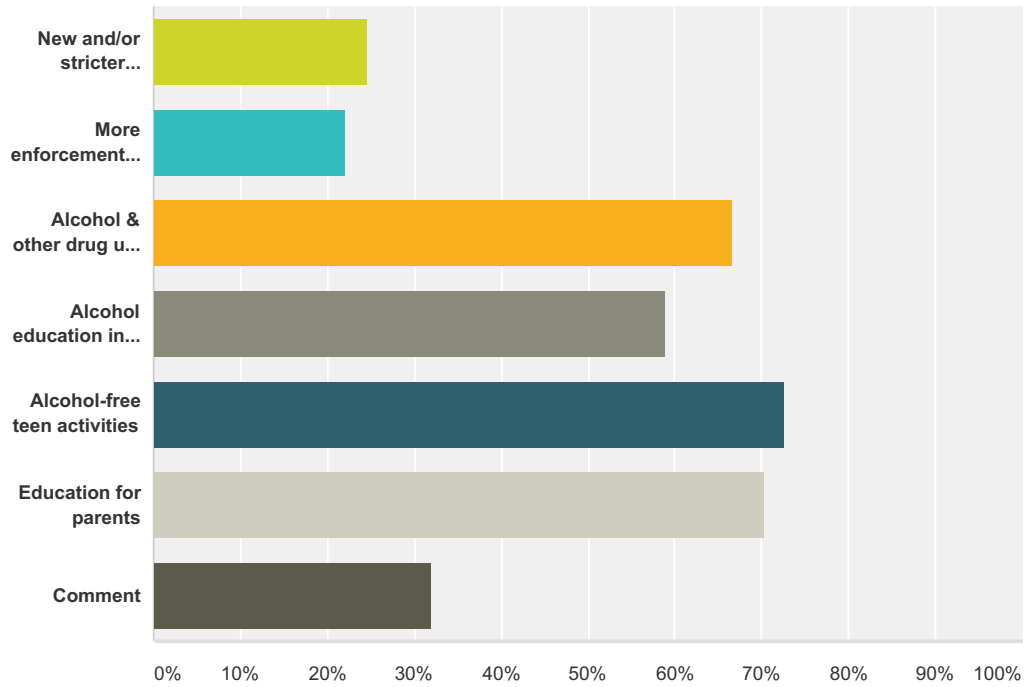


Very Wrong	Wrong	A Little Bit Wrong	Not Wrong at All	(no label)	Total
------------	-------	--------------------	------------------	------------	-------

Use marijuana	<b>41.51%</b> 88	<b>41.04%</b> 87	<b>15.57%</b> 33	<b>1.89%</b> 4	<b>0.00%</b> 0	212
Use cigarettes	<b>56.34%</b> 120	<b>35.21%</b> 75	<b>7.98%</b> 17	<b>0.47%</b> 1	<b>0.00%</b> 0	213
Use alcohol	<b>37.09%</b> 79	<b>43.19%</b> 92	<b>16.90%</b> 36	<b>2.82%</b> 6	<b>0.00%</b> 0	213

### Q6 Which of the following do you believe would help decrease alcohol & other drug use by youth under age 21? (Check all that apply.)

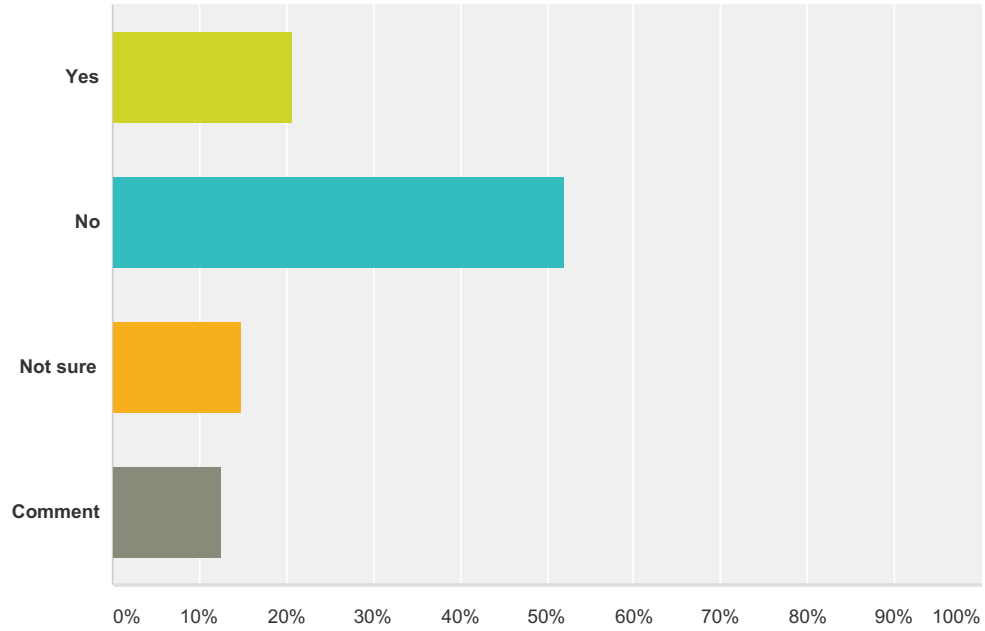
Answered: 216 Skipped: 22



Answer Choices	Responses
New and/or stricter penalties	24.54% 53
More enforcement laws	22.22% 48
Alcohol & other drug use education in schools	66.67% 144
Alcohol education in the media and social media (newspapers, Facebook, Twitter, radio)	58.80% 127
Alcohol-free teen activities	72.69% 157
Education for parents	70.37% 152
Comment	31.94% 69
<b>Total Respondents: 216</b>	

### Q7 Do you know adults/parents who host parties where alcohol and/or drugs are available or served to teens?

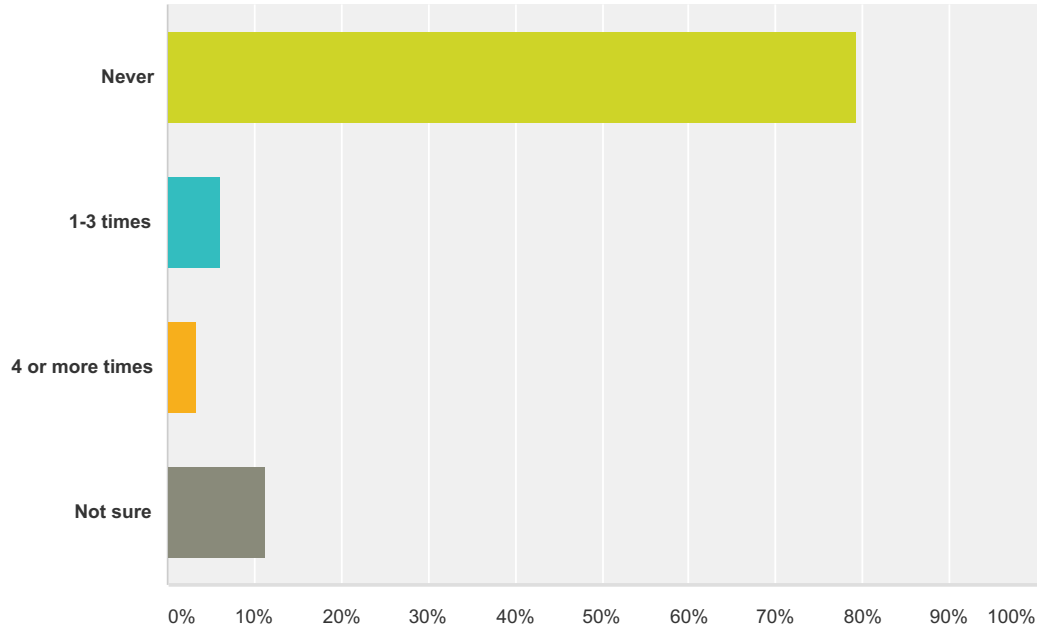
Answered: 217 Skipped: 21



Answer Choices	Responses
Yes	20.74% 45
No	52.07% 113
Not sure	14.75% 32
Comment	12.44% 27
<b>Total</b>	<b>217</b>

### Q8 How many times in the past year has your teen(s) attended a party where parents made alcohol and/or drugs available to teens?

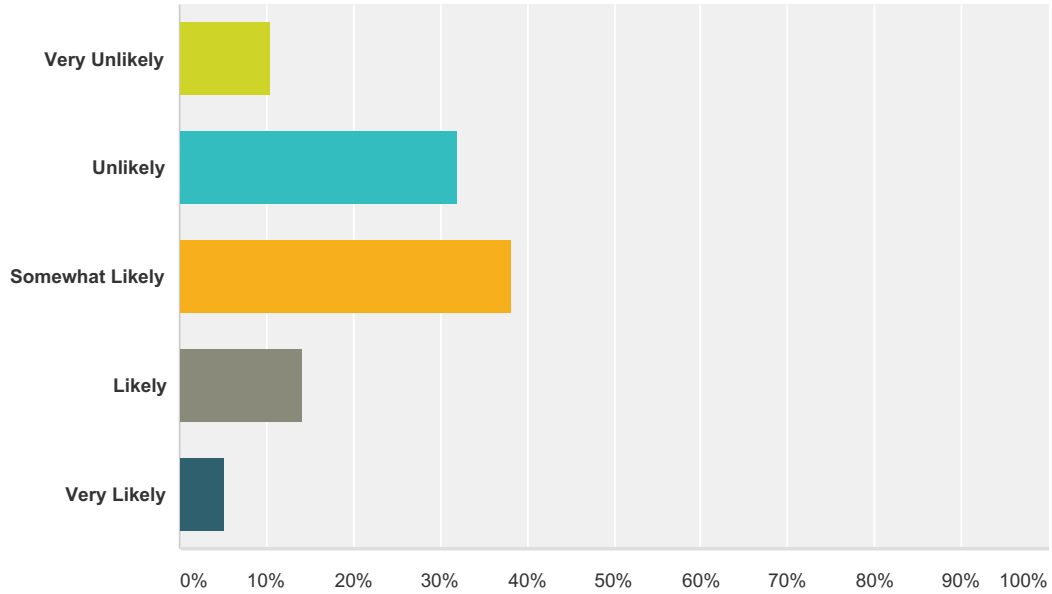
Answered: 212 Skipped: 26



Answer Choices	Responses
Never	79.25% 168
1-3 times	6.13% 13
4 or more times	3.30% 7
Not sure	11.32% 24
<b>Total</b>	<b>212</b>

### Q9 How likely is it that law enforcement would be called if an underage drinking party happened on Bainbridge?

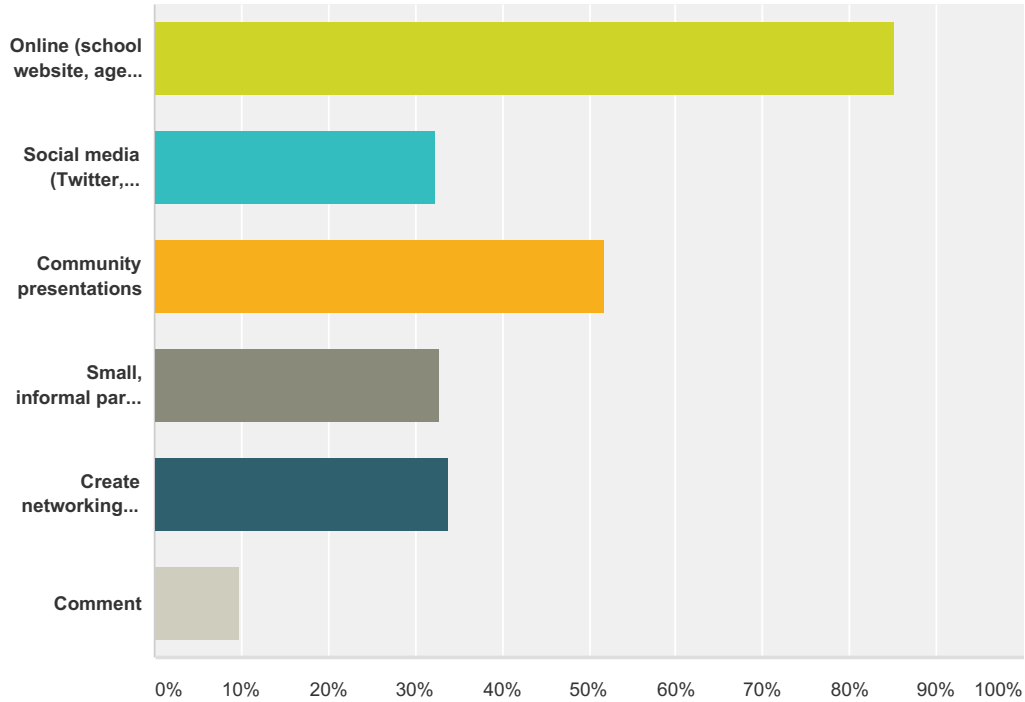
Answered: 191 Skipped: 47



Answer Choices	Responses	
Very Unlikely	10.47%	20
Unlikely	31.94%	61
Somewhat Likely	38.22%	73
Likely	14.14%	27
Very Likely	5.24%	10
<b>Total</b>		<b>191</b>

### Q10 How would you like to receive information on current youth drug/alcohol trends and prevention information for parents/families?

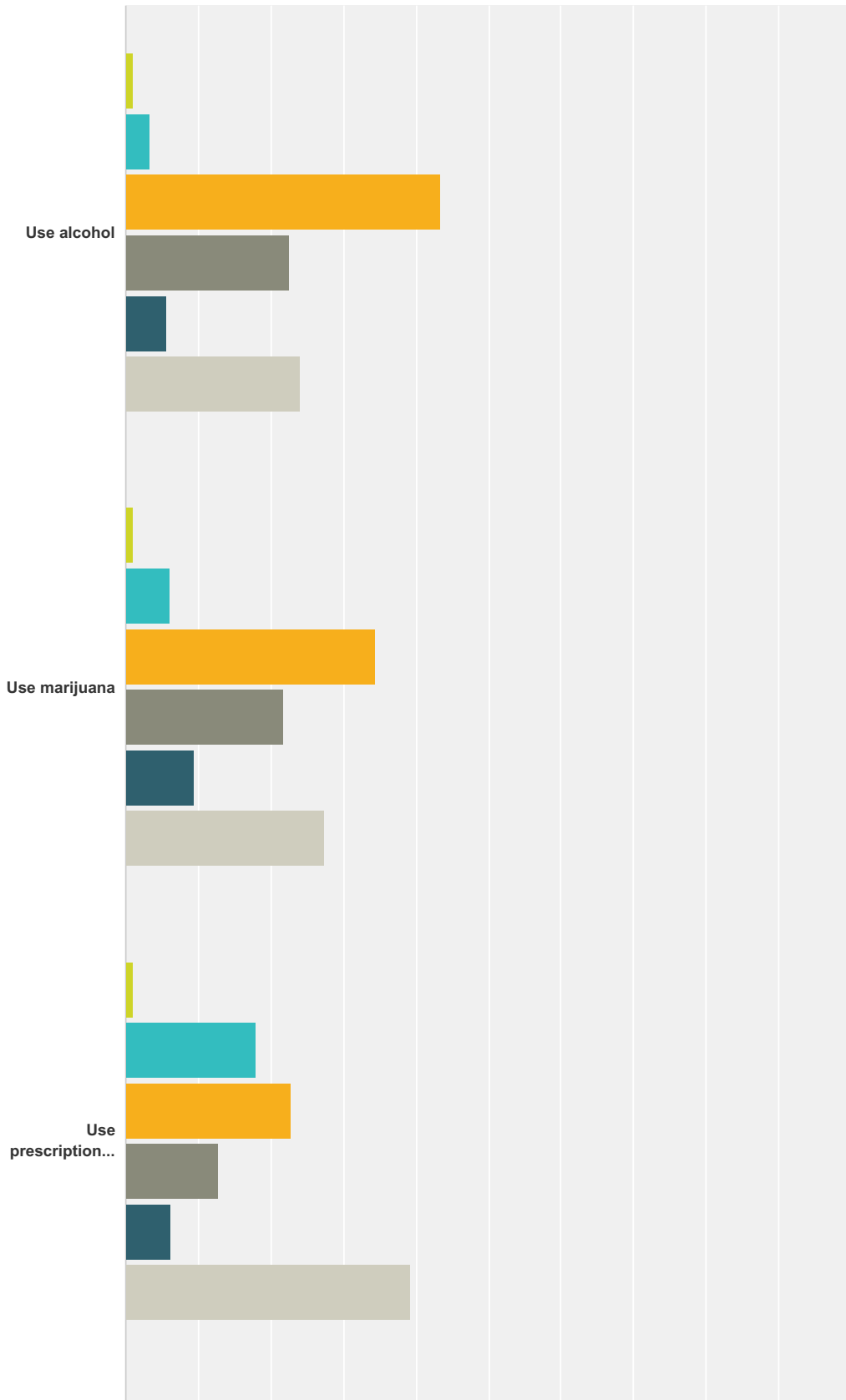
Answered: 216 Skipped: 22



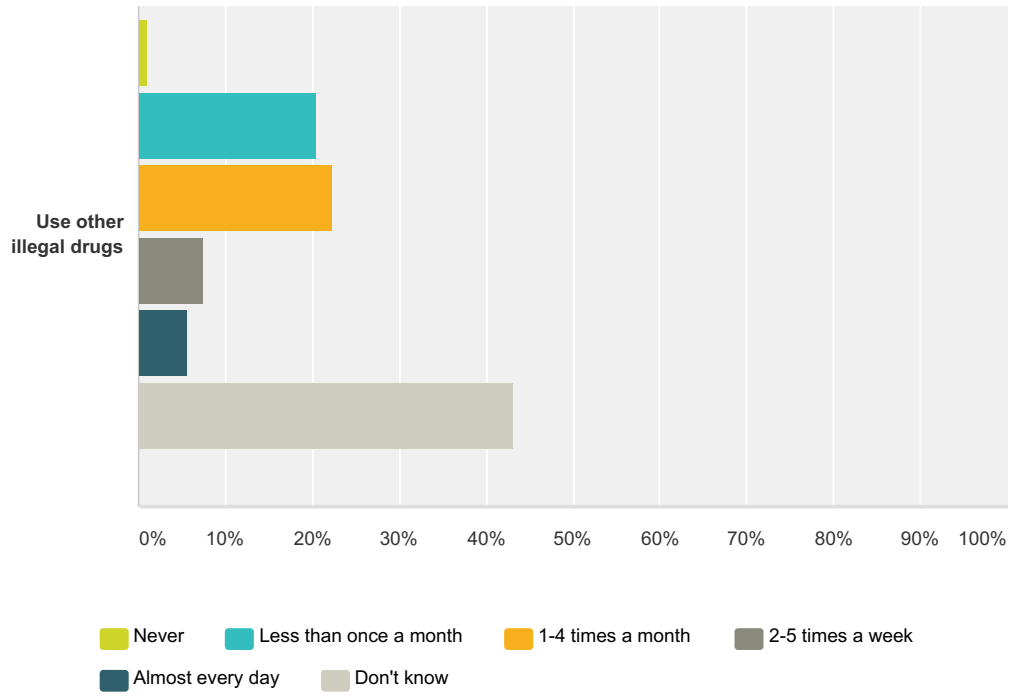
Answer Choices	Responses
Online (school website, agency websites)	85.19% 184
Social media (Twitter, Facebook)	32.41% 70
Community presentations	51.85% 112
Small, informal parent gatherings facilitated by experts	32.87% 71
Create networking groups and directory for parents	33.80% 73
Comment	9.72% 21
<b>Total Respondents: 216</b>	

### Q11 On Bainbridge, how often do you think teens:

Answered: 212 Skipped: 26



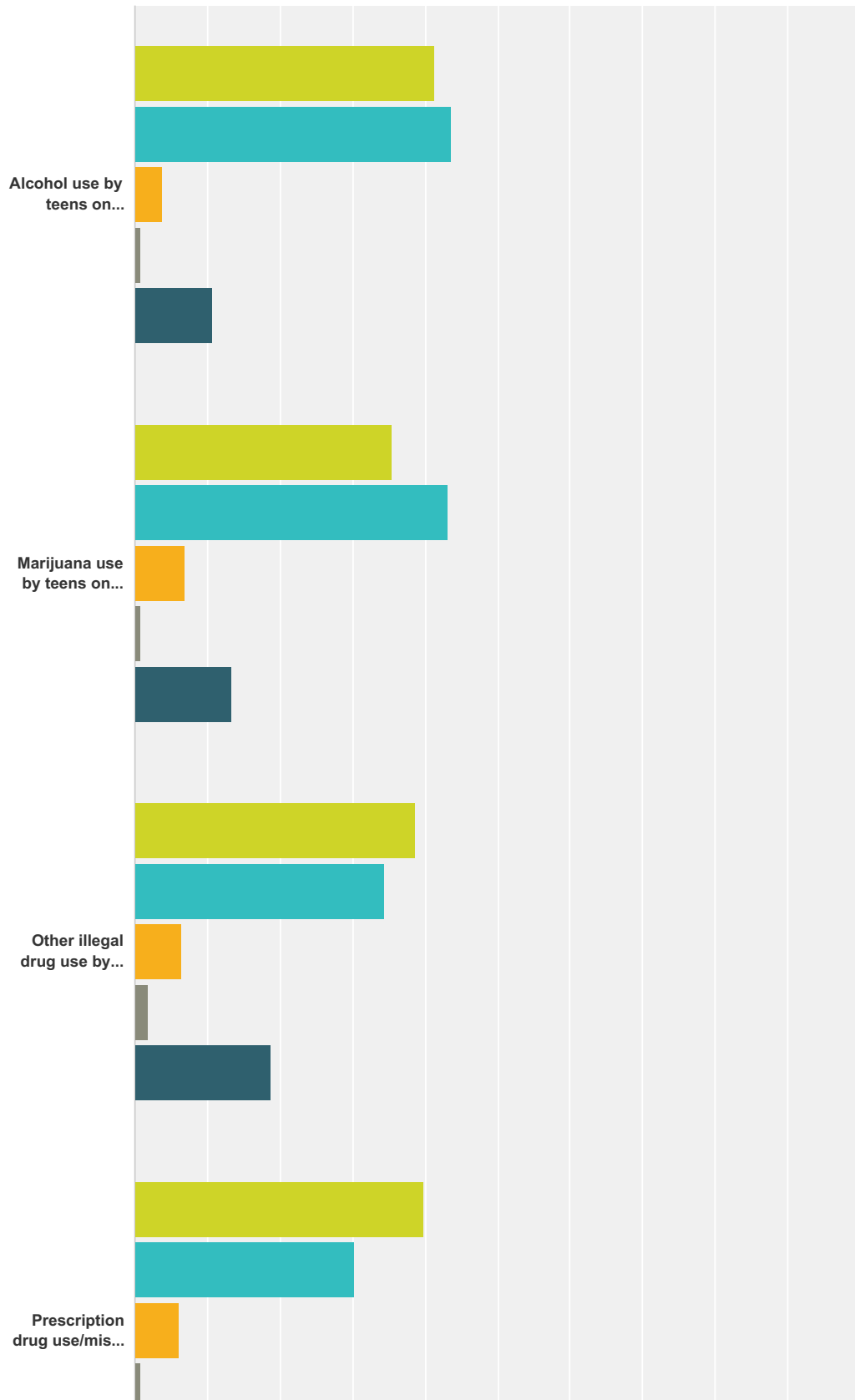


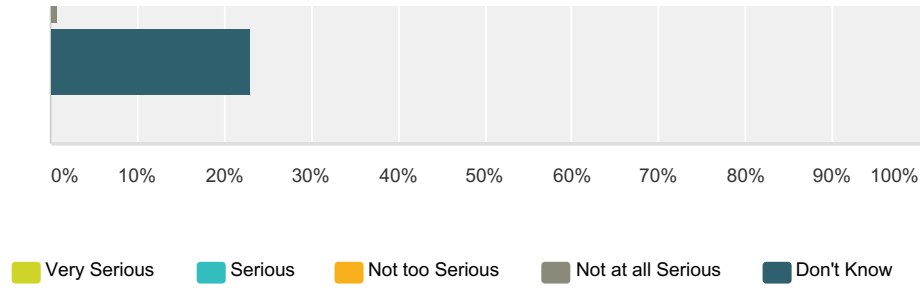


	Never	Less than once a month	1-4 times a month	2-5 times a week	Almost every day	Don't know	Total
Use alcohol	0.94% 2	3.30% 7	43.40% 92	22.64% 48	5.66% 12	24.06% 51	212
Use marijuana	0.94% 2	6.13% 13	34.43% 73	21.70% 46	9.43% 20	27.36% 58	212
Use prescription drugs without doctor's orders	0.95% 2	18.01% 38	22.75% 48	12.80% 27	6.16% 13	39.34% 83	211
Use other illegal drugs	0.95% 2	20.38% 43	22.27% 47	7.58% 16	5.69% 12	43.13% 91	211

### Q12 How serious a problem do you consider:

Answered: 218 Skipped: 20

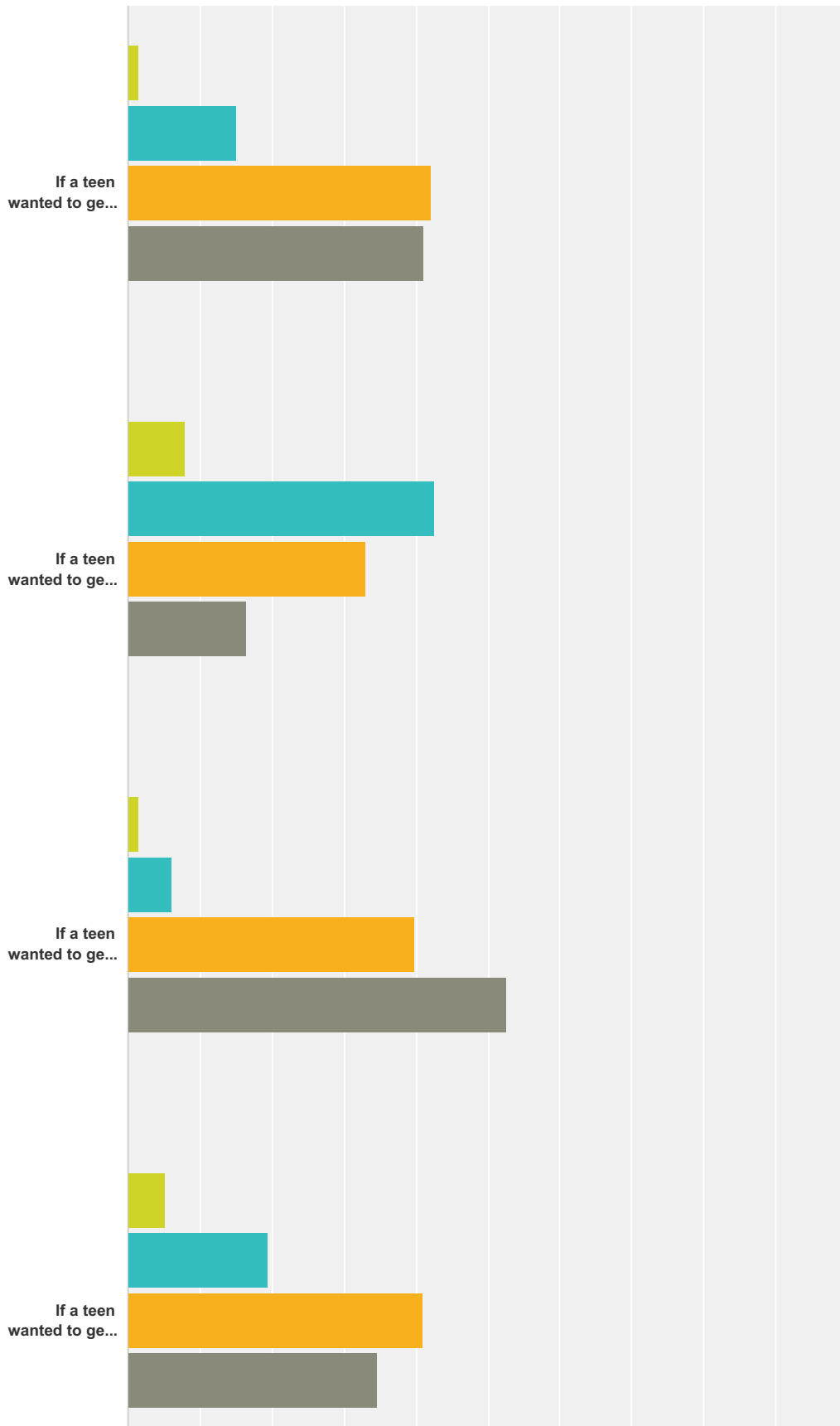


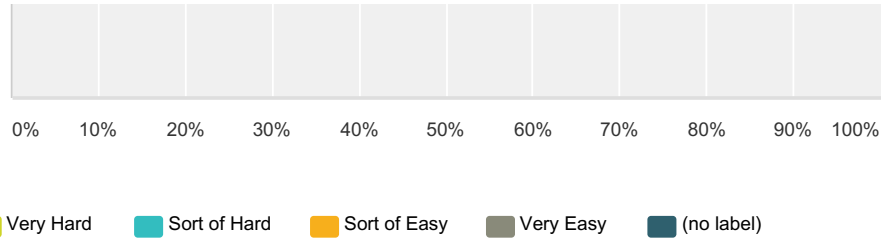


	Very Serious	Serious	Not too Serious	Not at all Serious	Don't Know	Total
Alcohol use by teens on Bainbridge	41.28% 90	43.58% 95	3.67% 8	0.92% 2	10.55% 23	218
Marijuana use by teens on Bainbridge	35.48% 77	43.32% 94	6.91% 15	0.92% 2	13.36% 29	217
Other illegal drug use by teens on Bainbridge	38.53% 84	34.40% 75	6.42% 14	1.83% 4	18.81% 41	218
Prescription drug use/misuse by teens on Bainbridge	39.91% 87	30.28% 66	5.96% 13	0.92% 2	22.94% 50	218

### Q13 Please respond to the following:

Answered: 200 Skipped: 38

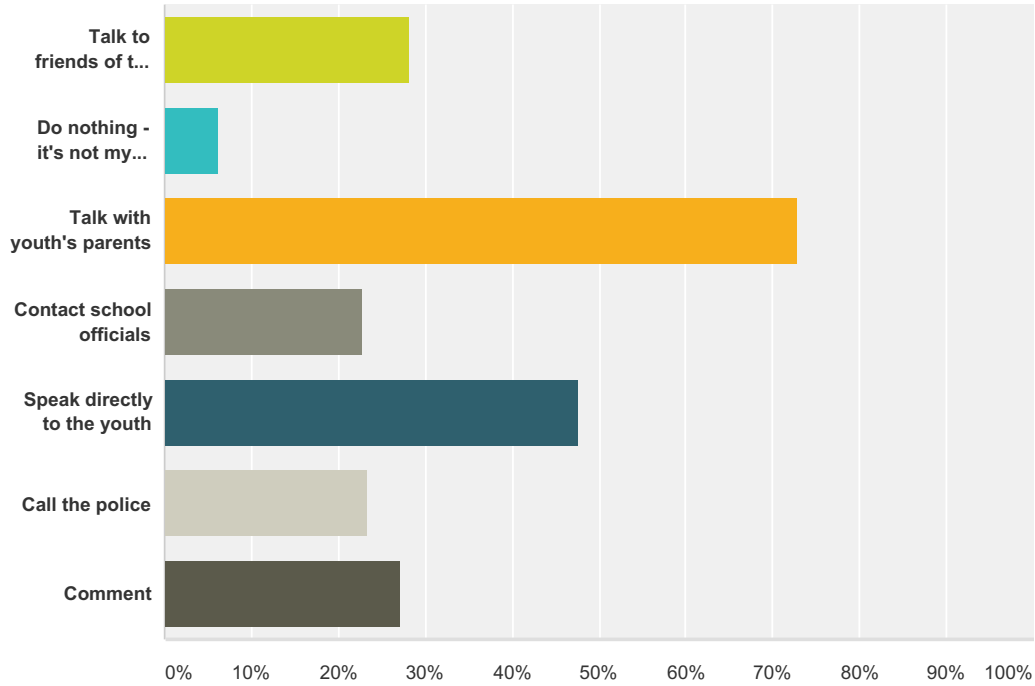




	Very Hard	Sort of Hard	Sort of Easy	Very Easy	(no label)	Total
If a teen wanted to get some beer, wine, or hard liquor how easy would it be for them to get some?	1.51% 3	15.08% 30	42.21% 84	41.21% 82	0.00% 0	199
If a teen wanted to get a drug like cocaine, LSD, or heroin, how easy would it be for them to get some?	7.98% 15	42.55% 80	32.98% 62	16.49% 31	0.00% 0	188
If a teen wanted to get some marijuana, how easy would it be for them to get some?	1.53% 3	6.12% 12	39.80% 78	52.55% 103	0.00% 0	196
If a teen wanted to get some prescription drugs to use without doctor's orders, how easy would it be for them to do so?	5.24% 10	19.37% 37	40.84% 78	34.55% 66	0.00% 0	191

### Q14 If you were aware of underage drinking or drug use happening, what action would you take? (Check all that apply.)

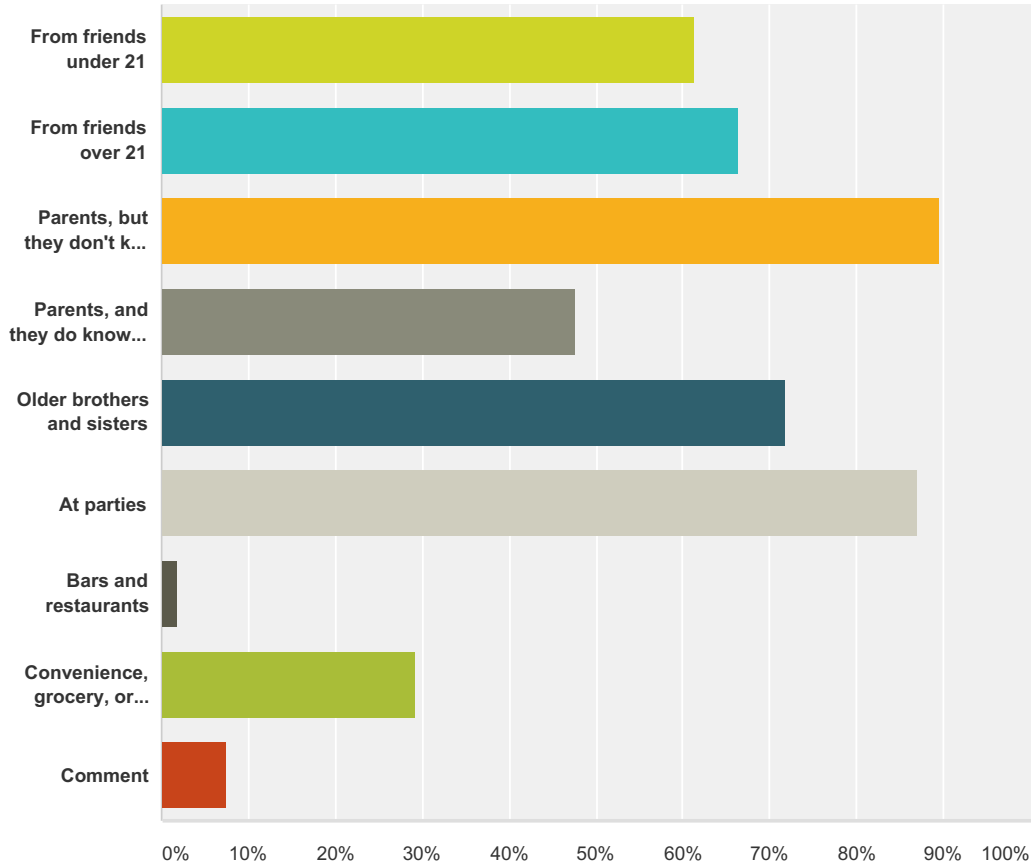
Answered: 206 Skipped: 32



Answer Choices	Responses
Talk to friends of the youth	28.16% 58
Do nothing - it's not my child or my business	6.31% 13
Talk with youth's parents	72.82% 150
Contact school officials	22.82% 47
Speak directly to the youth	47.57% 98
Call the police	23.30% 48
Comment	27.18% 56
<b>Total Respondents: 206</b>	

### Q15 Where do you believe youth under age 21 obtain their alcohol? (Check all that apply.)

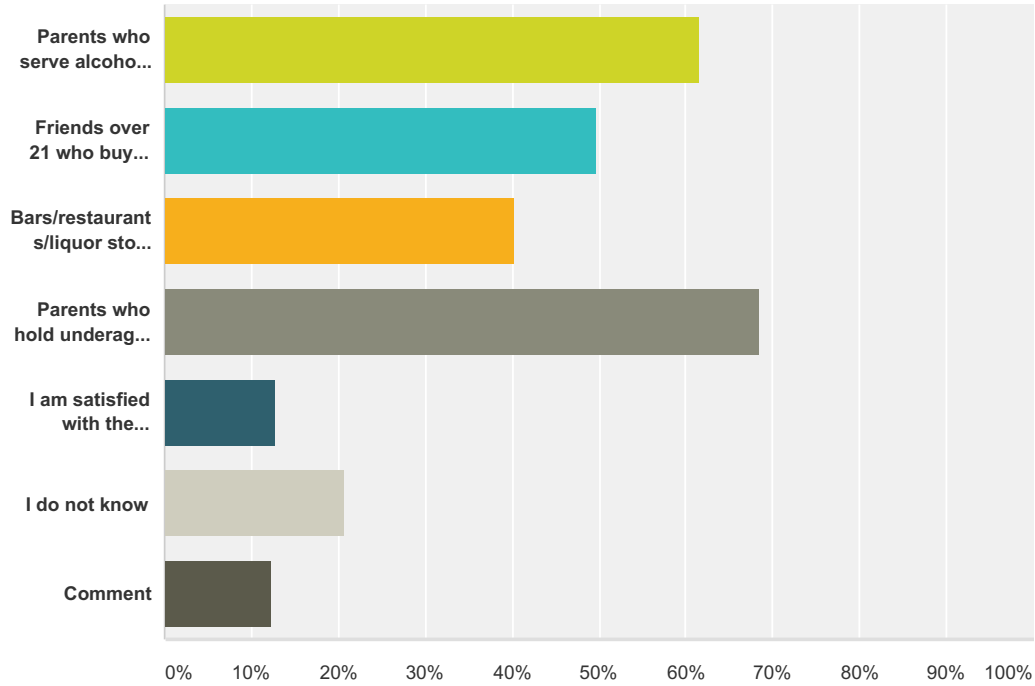
Answered: 202 Skipped: 36



Answer Choices	Responses
From friends under 21	61.39% 124
From friends over 21	66.34% 134
Parents, but they don't know it	89.60% 181
Parents, and they do know about it	47.52% 96
Older brothers and sisters	71.78% 145
At parties	87.13% 176
Bars and restaurants	1.98% 4
Convenience, grocery, or liquor stores	29.21% 59
Comment	7.43% 15
<b>Total Respondents: 202</b>	

### Q16 In your opinion, which of the following offenses need more severe penalties? (Check all that apply.)

Answered: 203 Skipped: 35

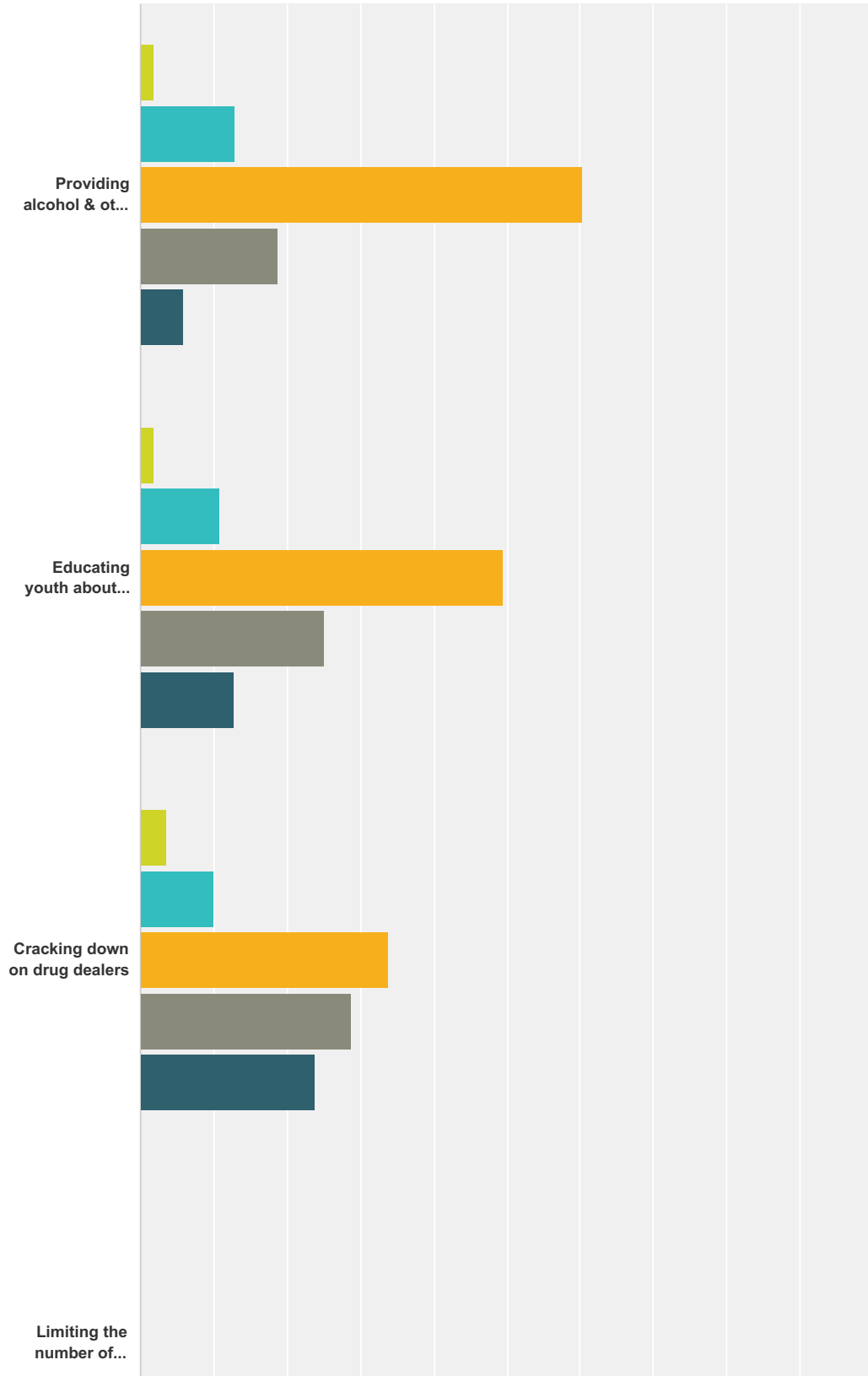


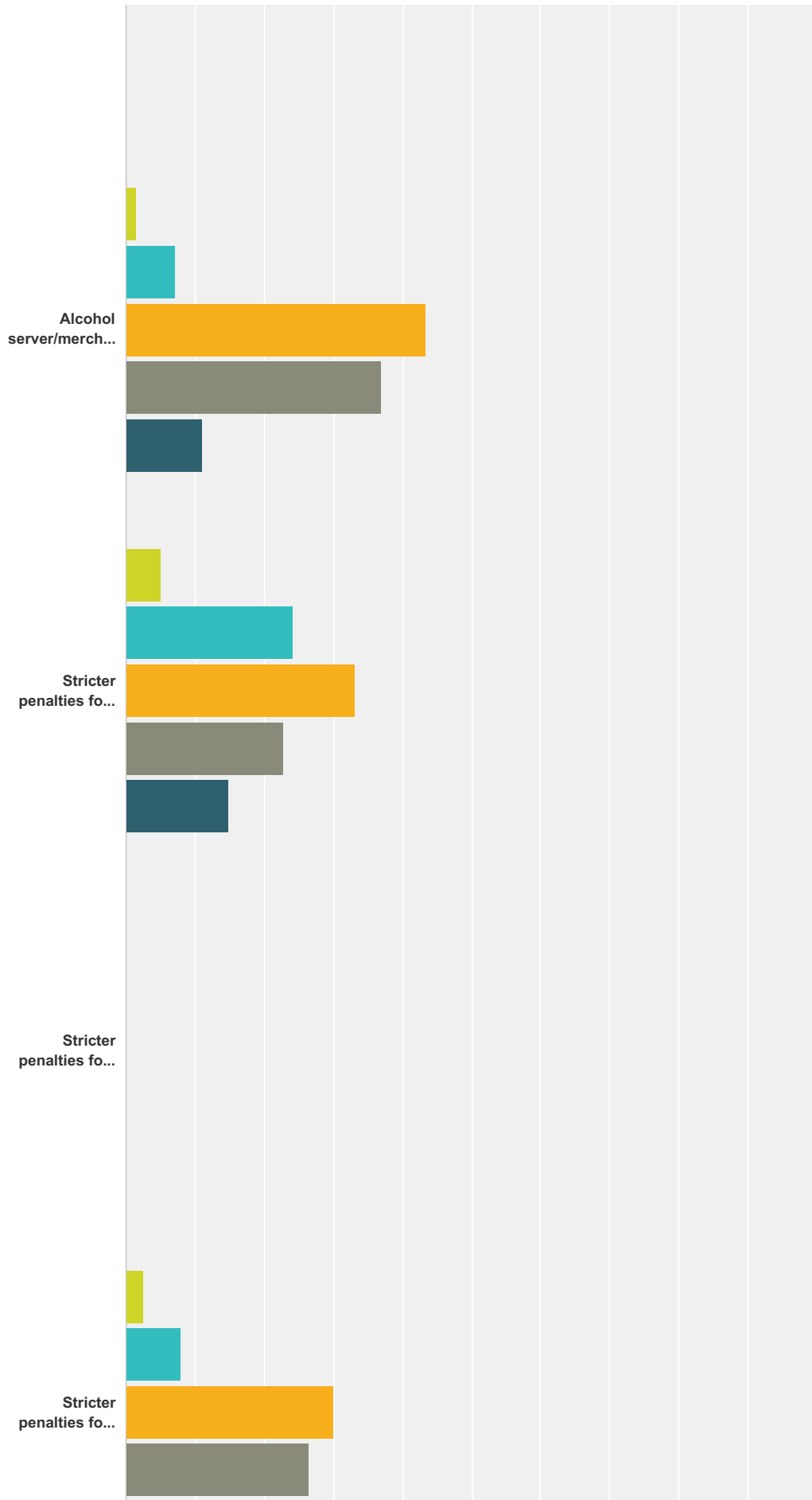
Answer Choices	Responses
Parents who serve alcohol to youth under 21	61.58% 125
Friends over 21 who buy alcohol for youth	49.75% 101
Bars/restaurants/liquor stores who sell alcohol to youth under 21	40.39% 82
Parents who hold underage drinking parties	68.47% 139
I am satisfied with the current penalties for these offenses	12.81% 26
I do not know	20.69% 42
Comment	12.32% 25
<b>Total Respondents: 203</b>	

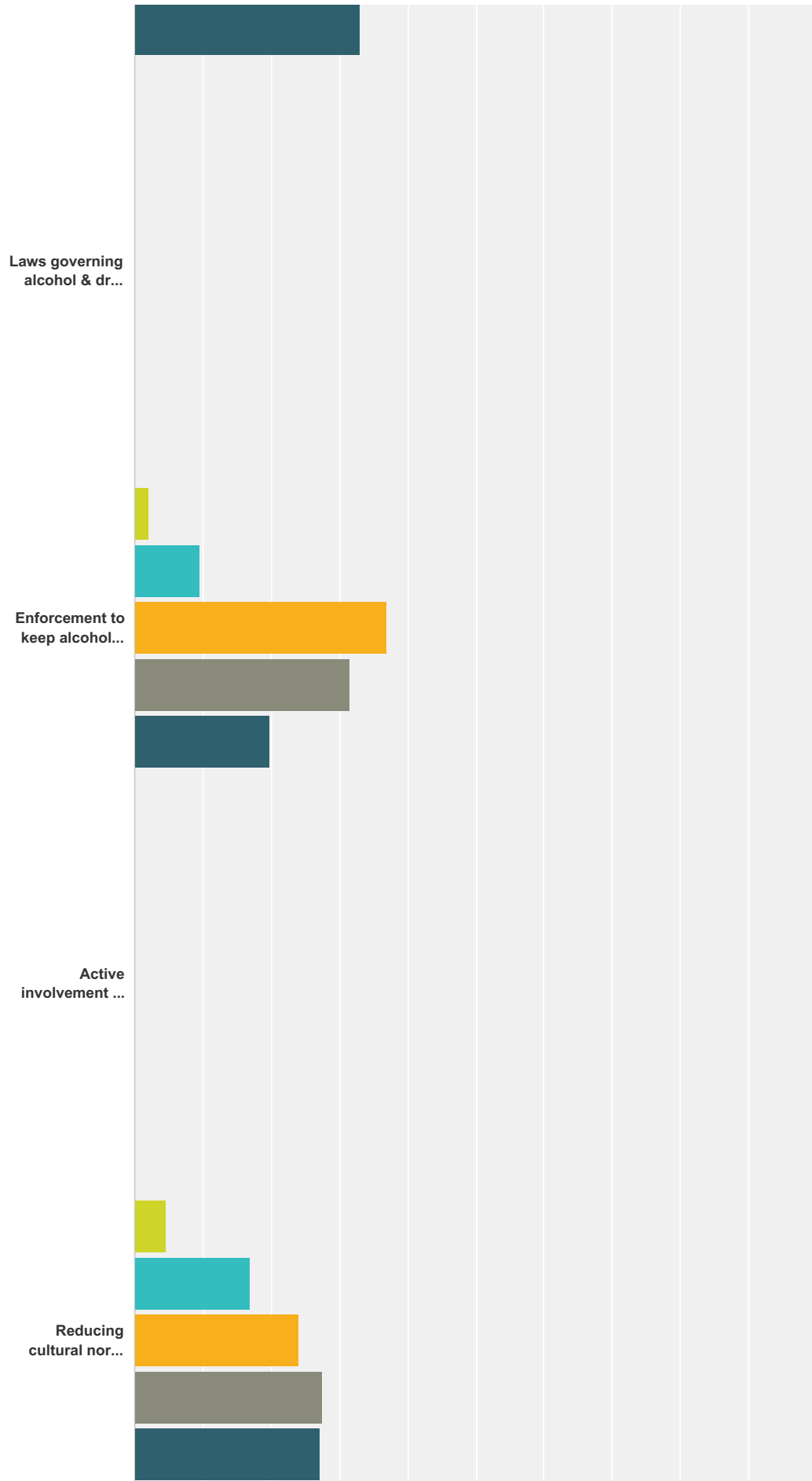


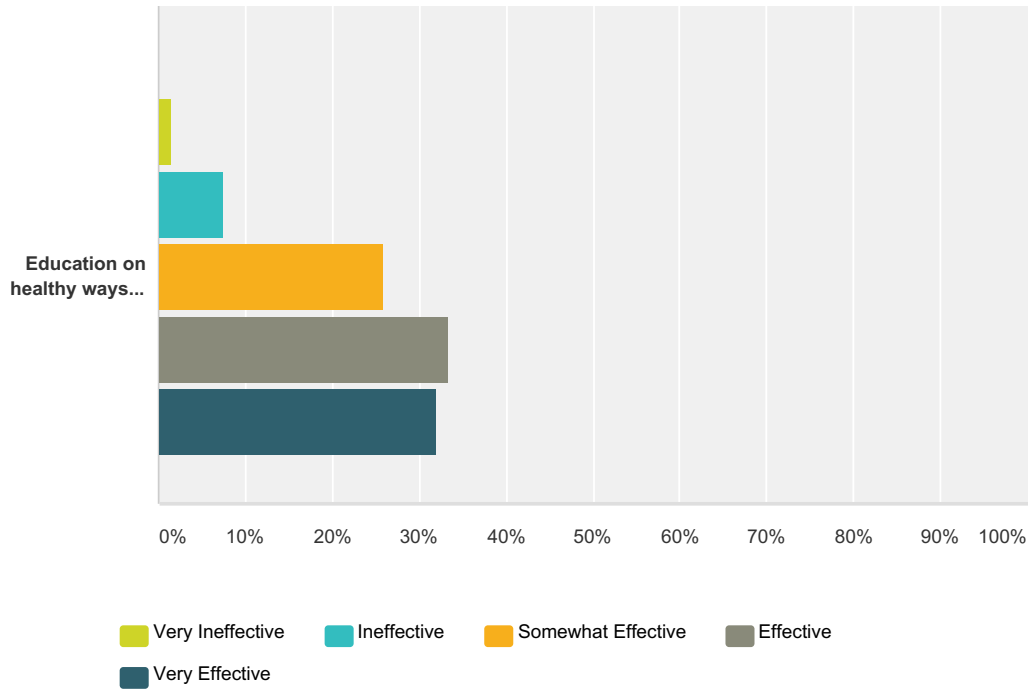
### Q17 How effective do you believe the following are in addressing alcohol or other drug use in youth:

Answered: 204 Skipped: 34









	Very Ineffective	Ineffective	Somewhat Effective	Effective	Very Effective	Total
Providing alcohol & other drug information/education for parents	1.98% 4	12.87% 26	60.40% 122	18.81% 38	5.94% 12	202
Educating youth about drugs and alcohol consequences and risks	1.96% 4	10.78% 22	49.51% 101	25.00% 51	12.75% 26	204
Cracking down on drug dealers	3.48% 7	9.95% 20	33.83% 68	28.86% 58	23.88% 48	201
Limiting the number of liquor licenses	0.00% 0	0.00% 0	0.00% 0	0.00% 0	0.00% 0	0
Alcohol server/merchant training	1.50% 3	7.00% 14	43.50% 87	37.00% 74	11.00% 22	200
Stricter penalties for youth who consume or purchase alcohol or drugs	4.95% 10	24.26% 49	33.17% 67	22.77% 46	14.85% 30	202
Stricter penalties for retail/bar/restaurant liquor violations	0.00% 0	0.00% 0	0.00% 0	0.00% 0	0.00% 0	0
Stricter penalties for adults who provide or buy alcohol for underage use	2.50% 5	8.00% 16	30.00% 60	26.50% 53	33.00% 66	200
Laws governing alcohol & drug use by youth	0.00% 0	0.00% 0	0.00% 0	0.00% 0	0.00% 0	0
Enforcement to keep alcohol & other drugs away from youth	2.03% 4	9.64% 19	37.06% 73	31.47% 62	19.80% 39	197
Active involvement by local businesses to prevent underage drinking	0.00% 0	0.00% 0	0.00% 0	0.00% 0	0.00% 0	0
Reducing cultural norm of intense pressure to succeed	4.59% 9	16.84% 33	23.98% 47	27.55% 54	27.04% 53	196
Education on healthy ways to deal with stress	1.49% 3	7.46% 15	25.87% 52	33.33% 67	31.84% 64	201

**Q18 If you will be attending the January 31st event, what is one question or topic you hope will be addressed?**

Answered: 88 Skipped: 150